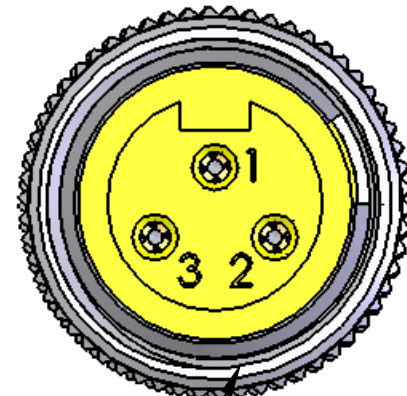
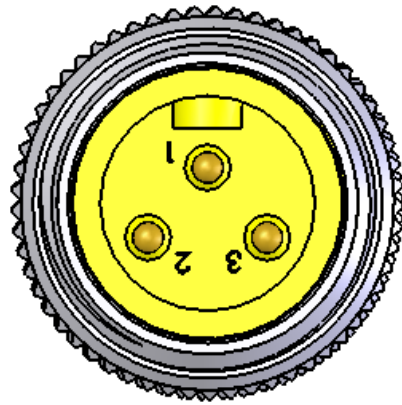


**WIRING**

1 --- 1

2 --- 2

3 --- 3

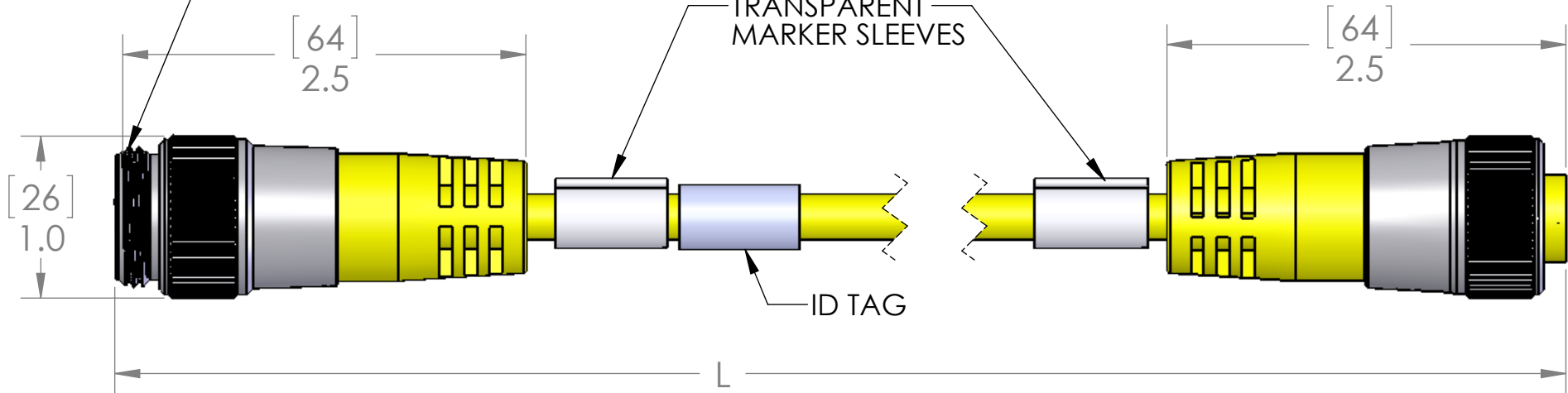


7/8-16UN2B  
FEMALE  
THREAD

7/8-16UN2A

TRANSPARENT  
MARKER SLEEVES

ID TAG



REVISIONS

REV.	DESCRIPTION	DATE	APPROVED
A	REDRAWN IN SW	3/14/2016	JJH

**TABLE A**

P/N	L
<b>MINC-3MFPX-1M-SB50</b>	<b>40" [1m]</b>
<b>MINC-3MFPX-2M-SB50</b>	<b>79" [2m]</b>
<b>MINC-3MFPX-3M-SB50</b>	<b>118" [3m]</b>
<b>MINC-3MFPX-4M-SB50</b>	<b>157" [4m]</b>
<b>MINC-3MFPX-5M-SB50</b>	<b>197" [5m]</b>
<b>MINC-3MFPX-6M-SB50</b>	<b>236" [6m]</b>
<b>MINC-3MFPX-10M-SB50</b>	<b>393" [10m]</b>
<b>MINC-3MFPX-15M-SB50</b>	<b>590" [15m]</b>

MATERIALS	
BODY:	YELLOW PVC
CONTACTS:	GOLD PLATED COPPER ALLOY
CABLE:	YELLOW 18/3 AWM
COUPLING:	NICKEL PLATED BRASS

APPROVALS:	
US	UL LISTED
CANADA	C-UL LISTED

**PROPRIETARY AND CONFIDENTIAL**  
THE INFORMATION CONTAINED IN THIS DRAWING IS THE SOLE PROPERTY OF MENCOM CORPORATION. ANY REPRODUCTION IN PART OR AS A WHOLE WITHOUT THE WRITTEN PERMISSION OF MENCOM CORPORATION IS PROHIBITED.

VOLTS	300V
AMPS	10A
TEMP	105°C

SPECIFICATIONS

UNLESS OTHERWISE SPECIFIED:  
DIMENSIONS ARE IN INCHES AND [MM]

MATERIAL

FINISH

DO NOT SCALE DRAWING

NAME	DWM
DRAWN	
CHECKED	
ENG APPR.	
MFG APPR.	
Q.A.	
COMMENTS:	

MENCOM CORPORATION		
TITLE: 3 PL MIN M-F EXT CBL		
SIZE <b>B</b>	DWG. NO. MINC-3MFPX-ZZ-SB50	REV <b>A</b>
SCALE: 1:1	WEIGHT:	SHEET 1 OF 1